



Africa Tea Brokers Limited

Tea Chart 2021

Tel: 2312407/8, 2312410, 2312441
 Fax: 2312442
 Nyerere Avenue, Ralli House
 P. O. Box 81883 - 80100, MOMBASA
 e-mail: info@atbltd.com
 Website: http://www.atbltd.com

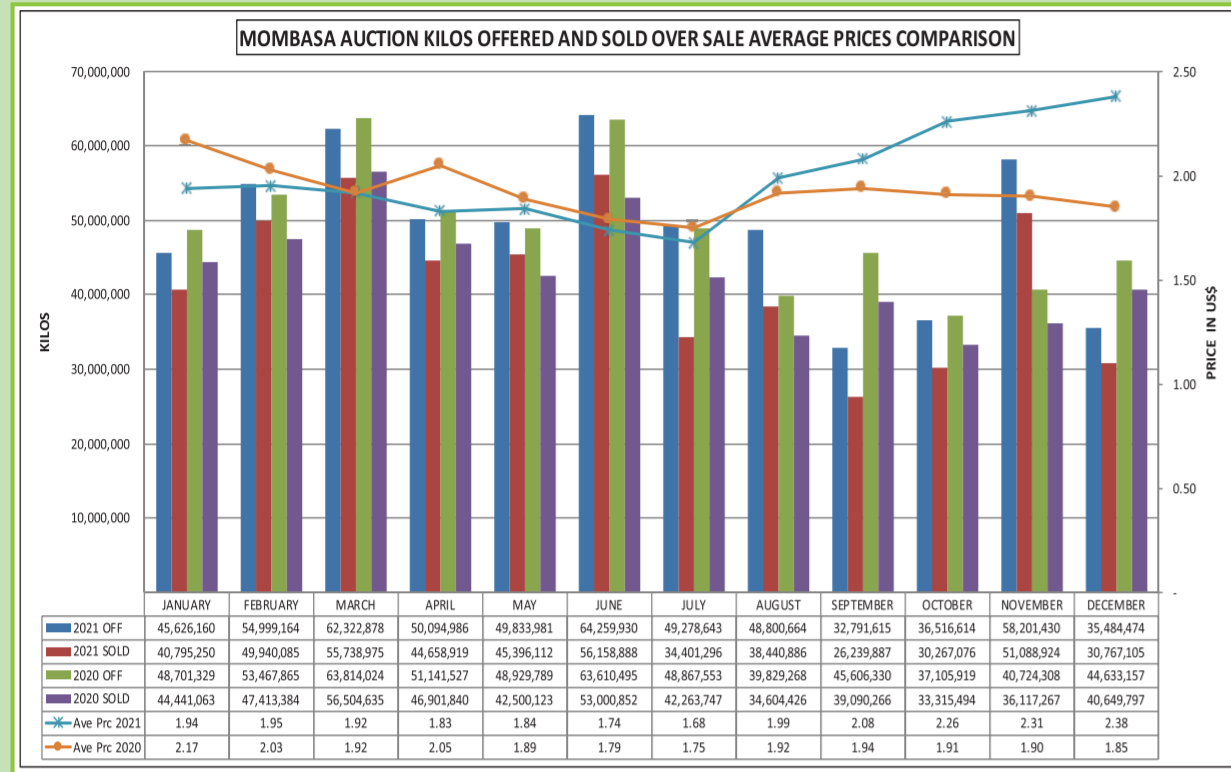


Table 1. MOMBASA AUCTION AVERAGE PRICES PER COUNTRY

Country	2019 (US\$/Kgs)	2020 (US\$/Kgs)	2021 (US\$/Kgs)
Kenya	2.20	2.01	2.09
Uganda	1.10	1.22	1.14
Rwanda	2.75	2.75	2.73
Burundi	2.18	2.17	2.04
Tanzania	1.12	1.14	1.01
DRC	0.55		
Ethiopia	1.22	1.20	1.35
Malawi	1.80		
Mozambique	0.78	0.83	
TOTAL	2.04	1.93	1.97

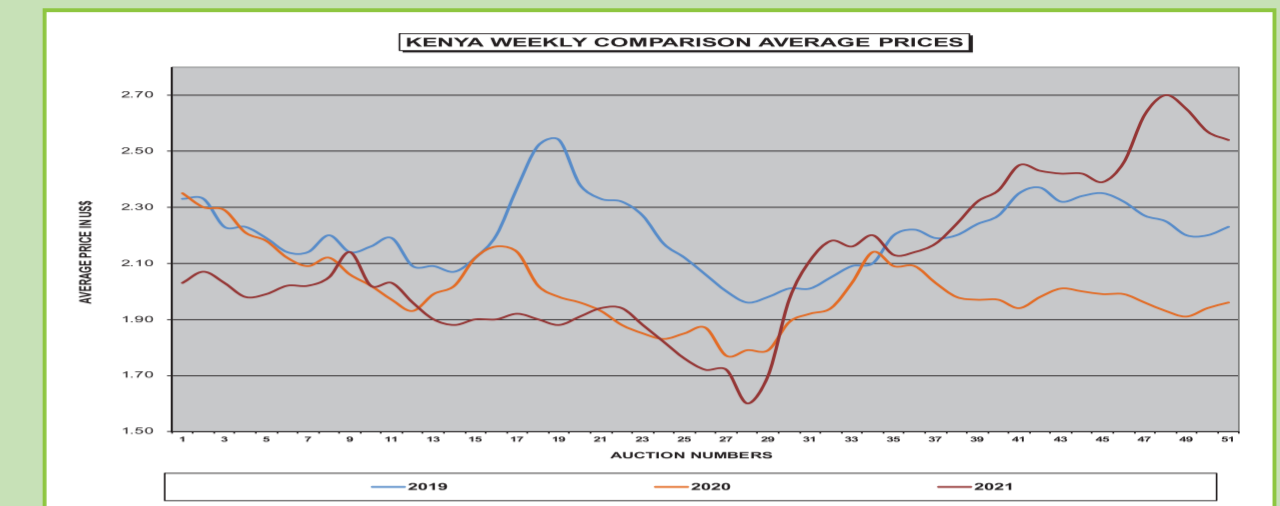


Table 2. MOMBASA AUCTION OFFERINGS PER COUNTRY

Country	2019 ('000)kgs	2020 ('000)kgs	2021 ('000)kgs
Kenya	388,884.00	464,933.00	463,862.00
Uganda	77,508.00	75,225.00	81,989.00
Rwanda	26,654.00	28,227.00	27,860.00
Burundi	9,829.00	9,491.00	8,449.00
Tanzania	14,145.00	7,152.00	5,751.00
DRC	20.00		
Ethiopia	858.00	1,005.00	188.00
Malawi	67.00		
Mozambique	260.00	394.00	
TOTAL	518,225.00	586,427.00	588,099.00

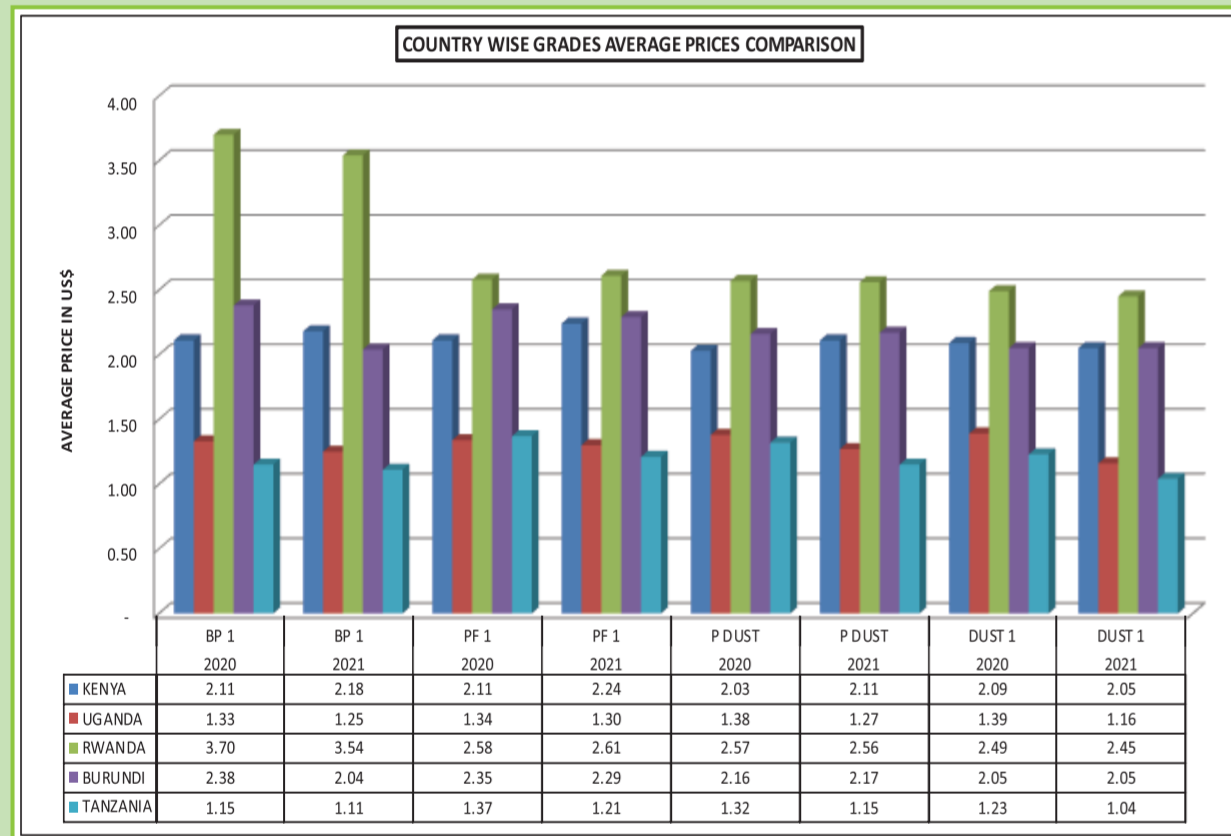
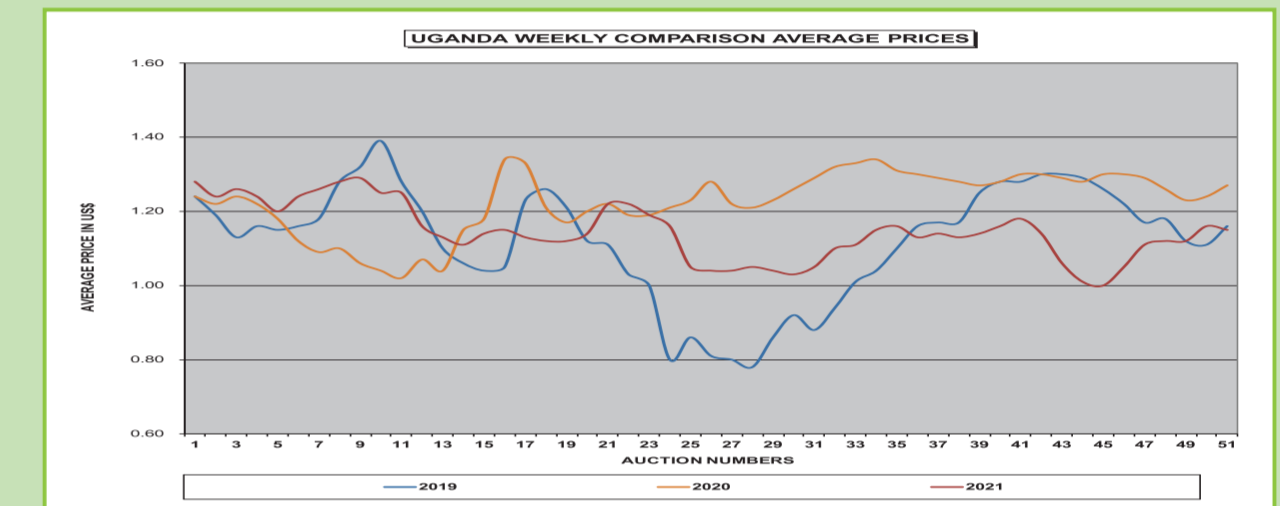
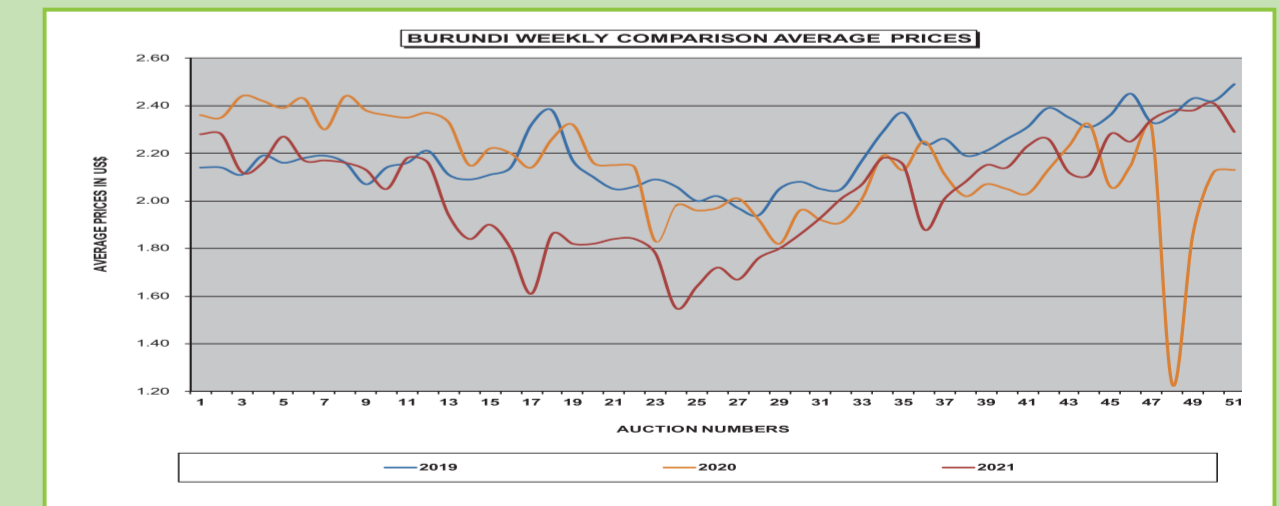
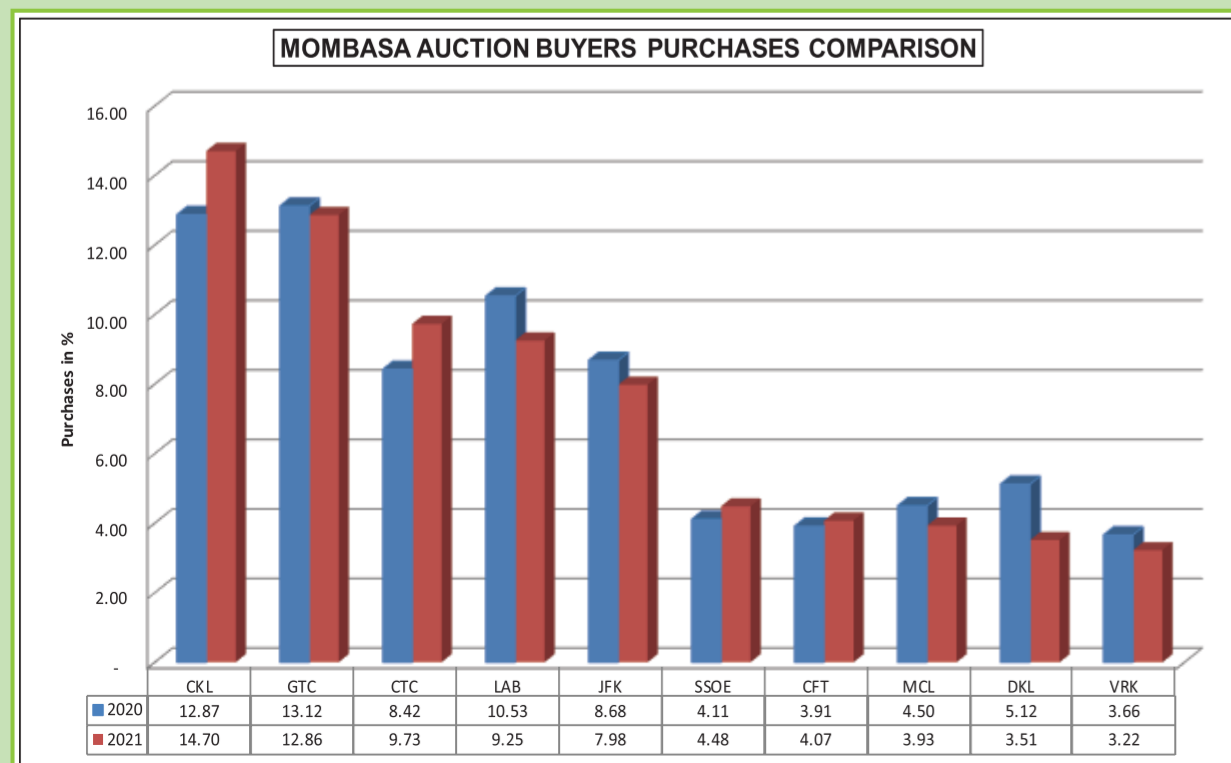
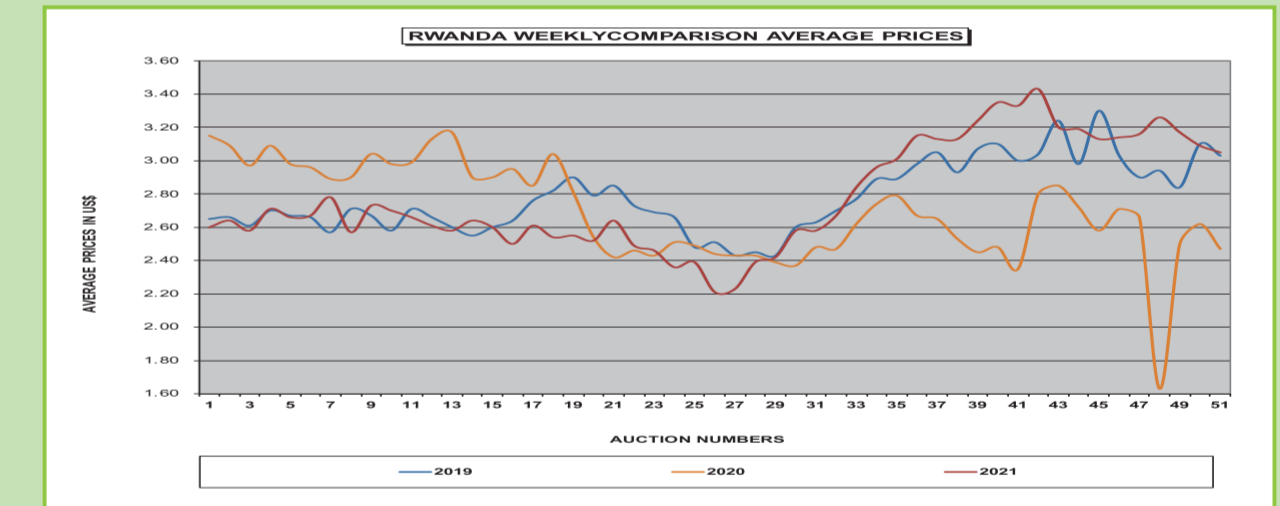


Table 3. WORLD TEA PRODUCTION (Metric Tonnes Rounded)

Country	2019 ('000)kgs	2020 ('000)kgs	2021 ('000)kgs
India	1,390,080.00	1,257,530.00	1,329,040.00
Bangladesh	96,069.00	86,394.00	96,506.00
Sri Lanka	300,134.00	278,489.00	299,339.00
Indonesia	128,800.00	126,000.00	127,000.00
China	2,799,382.00	2,986,016.00	3,120,000.00
Vietnam	190,000.00	186,000.00	180,000.00
Kenya	458,853.00	569,536.00	533,000.00
Uganda	70,338.00	75,693.00	65,000.00
Tanzania	33,659.00	28,469.00	26,170.00
Burundi	11,500.00	11,200.00	11,000.00
Rwanda	32,126.00	33,000.00	33,400.00
Malawi	48,192.00	45,173.00	50,566.00
Zimbabwe	14,900.00	14,000.00	14,000.00
Others	586,239.00	581,995.00	584,510.00
TOTAL	6,160,272.00	6,279,495.00	6,469,531.00



Jan - Dec 2021 Tea Exports from Mombasa in Kilos

